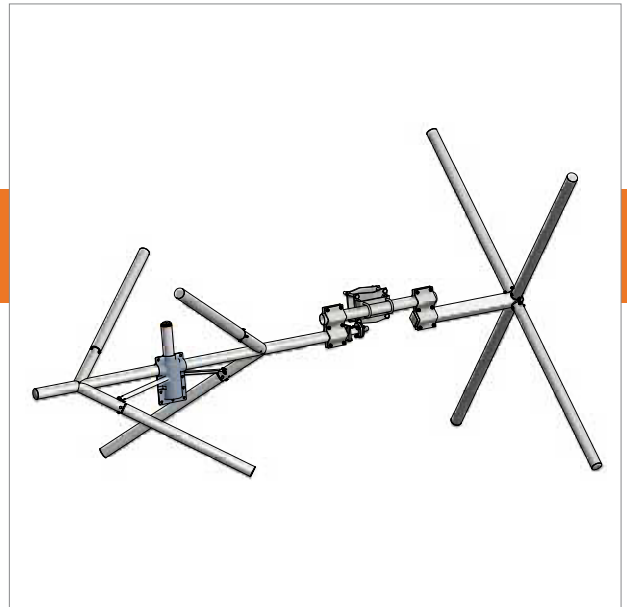


FMC-01/R

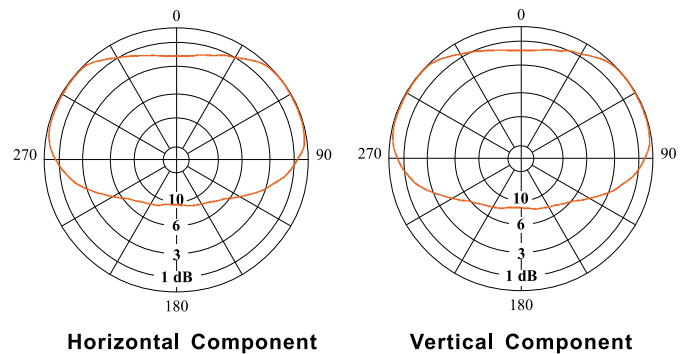
FM TOP OR SIDEMOUNT DIPOLE

FEATURES

- circular/elliptical polarization
- broadband 87.5 ÷ 104 MHz
92 ÷ 108 MHz



RADIATION PATTERNS (Mid Band)



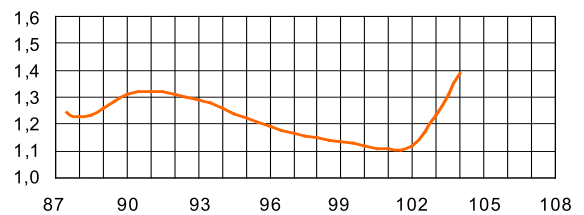
ELECTRICAL DATA

ANTENNA TYPE	FMC-01/R	
FREQUENCY RANGE	87.5 ÷ 104 MHz	92 ÷ 108 MHz
IMPEDANCE	50 ohm	
CONNECTOR	7/8" EIA	
MAX POWER	15 kW	
VSWR	≤ 1.4	
POLARIZATION	Circular/Elliptical	
GAIN (referred to half wave dipole)	0.5 dB	
LIGHTNING PROTECTION	All metal parts DC grounded	

MECHANICAL DATA

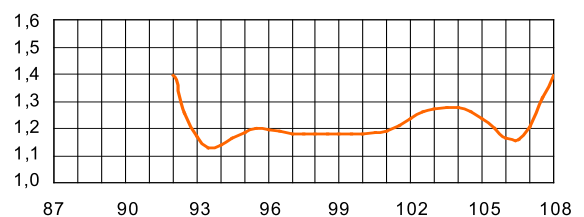
DIMENSIONS	2163 x 1200 x 1200 mm	
WEIGHT	21 kg	
WIND SURFACE	0.39 m ²	
WIND LOAD (at 150km/h)	0.46 kN	
MAX WIND VELOCITY	220 km/h	
MATERIALS	brass, aluminium, stainless steel, hot dip galvanized steel (bracket) teflon, fiberglass (radome)	
ICING PROTECTION	Feed point radome	
RADOME COLOUR	Grey (standard)	
MOUNTING	With special pipe clamps ø 60 ÷ 114 mm	

VSWR



FREQ. (MHz)

VSWR



FREQ. (MHz)

FMC-01/R

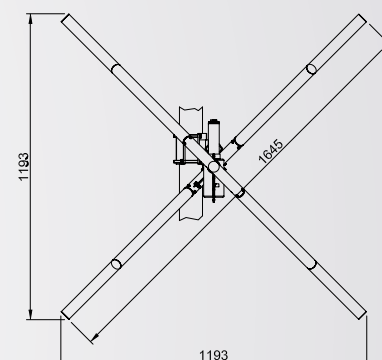
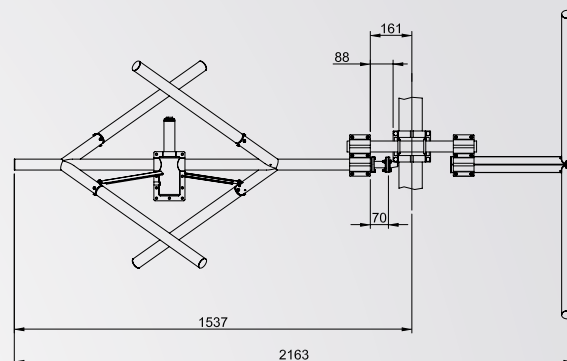
FM TOP OR SIDEMOUNT DIPOLE

FEATURES

- radiating systems with FMC-01/R dipole
- directional patterns

ELECTRICAL DATA

FREQUENCY RANGE	87.5 ÷ 104 MHz	92 ÷ 108 MHz
IMPEDANCE	50 ohm	
CONNECTOR	EIA flange according to system power rating	
POWER RATING	The antenna system can accept any power according to requirements	
VSWR (in the operating frequency)	≤ 1.35 without fine matcher	
	≤ 1.25 with one fine matcher	
	≤ 1.1 with two fine matchers	
POLARIZATION	Circular/Elliptical	
GAIN	Refer to table	
VERTICAL PATTERN	Null fill, beam tilt and special requirements to order	
OTHER FEATURES	The antenna system can be supplied in split feed configuration (two equal halves). Each half can accept full power.	



MECHANICAL DATA

HEIGHT OF ARRAY	Subject to number of bays
TOTAL NET WEIGHT	Refer to table
WIND LOAD	Refer to table
PRESSURIZABLE	Yes
RADOME COLOUR	Grey (standard)
MOUNTING HARDWARE	One clamp for pole, supplied

TECHNICAL DATA

NUMBER OF BAYS	PANELS PER BAY	GAIN (1)	GAIN TIMES (1)	WEIGHT (2)	ANTENNA HEIGHT L (m)	WIND LOAD (3)
2	1	3.5	2.24	55	3.8	0.92
4	1	6.5	4.47	105	9.0	1.84
6	1	8.3	6.76	150	14.2	2.76
8	1	9.5	9.81	210	19.4	3.68
12	1	11.3	13.49	315	29.8	5.52

(1) referred to half wave dipole. Losses of power distribution network not included.

(2) without mounting hardware, for FMC-01/R dipole

(3) v= 150 km/h

