

# 3VTV-11

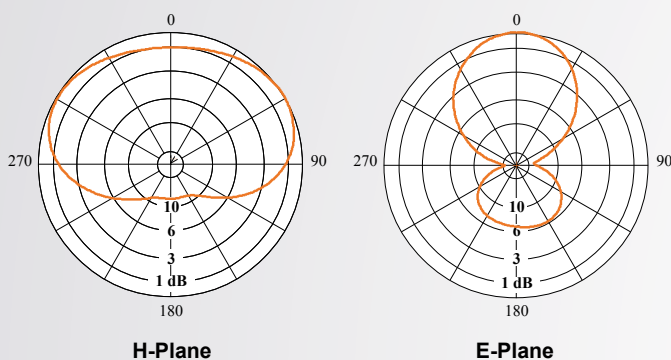
## VHF (BIII) / DAB DIPOLE ANTENNA

### FEATURES

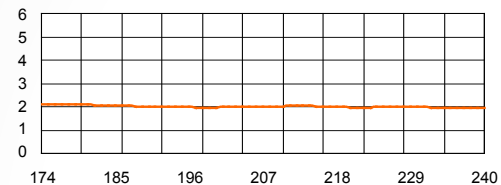
- vertical polarization
- 2 dB gain
- omnidirectional pattern with preferred direction
- stainless steel



**RADIATION PATTERNS (Mid Band)**



**GAIN (dB)**



**FREQ. (MHz)**

### ELECTRICAL DATA

ANTENNA TYPE	3VTV-11/G	3VTV-11/E	3VTV-11/F	3VTV-11/C
FREQUENCY RANGE	174 ÷ 240 MHz	174 ÷ 216 MHz	182.5 ÷ 228.5 MHz	195 ÷ 240 MHz
IMPEDANCE	50 ohm			
CONNECTOR	NF or 7/16 F or 7/8"EIA or 7/8"EIA 90°			
MAX POWER	0.5 kW (NF), 2.5 kW (7/16 F), 3 kW (7/8"EIA and 7/8"EIA 90°)			
VSWR	≤ 1.25	≤ 1.15	≤ 1.15	≤ 1.15
POLARIZATION	Vertical			
GAIN (referred to half wave dipole)	2 dB			
HALF POWER BEAMWIDTH	E-Plane ± 37° H-Plane ± 105°			
LIGHTNING PROTECTION	All Metal Parts DC Grounded			

### MECHANICAL DATA

DIMENSIONS	728x671x136 mm	758x685x136 mm	728x671x136 mm	678x604x136 mm
WEIGHT	7.5 kg	7.5 kg	7.5 kg	7.5 kg
WIND SURFACE	0.094 m <sup>2</sup>	0.096 m <sup>2</sup>	0.094 m <sup>2</sup>	0.09 m <sup>2</sup>
WIND LOAD (at 150 km/h)	0.13 kN	0.13 kN	0.13 kN	0.12 kN
MAX WIND VELOCITY	220 km/h			
MATERIALS	Brass, aluminium, stainless steel, teflon, fiberglass (radome)			
ICING PROTECTION	Feed point radome			
RADOME COLOUR	Grey (standard)			
MOUNTING	With special pipe clamps ø 60 ÷ 114 mm			

# 3VTV-11

## VHF (BIII) / DAB DIPOLE ANTENNA

### FEATURES

- radiating systems with 3VTV-11
- omnidirectional patterns with preferred direction
- high power systems

### ELECTRICAL DATA

FREQUENCY RANGE	Refer to table
IMPEDANCE	50 ohm
CONNECTOR	EIA flange according to system power rating
POWER RATING	The antenna system can accept any power according to requirements
VSWR (typical)	≤ 1.25 in the operating frequency
POLARIZATION	Vertical
GAIN	Refer to table
VERTICAL PATTERN	Null fill, beam tilt and special requirements to order
OTHER FEATURES	The antenna system can be supplied in split feed configuration (two equal halves). Each half can accept full power.

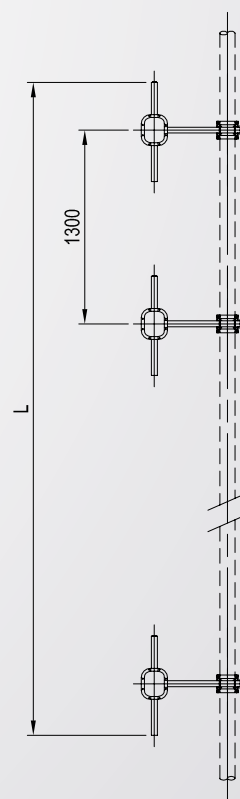
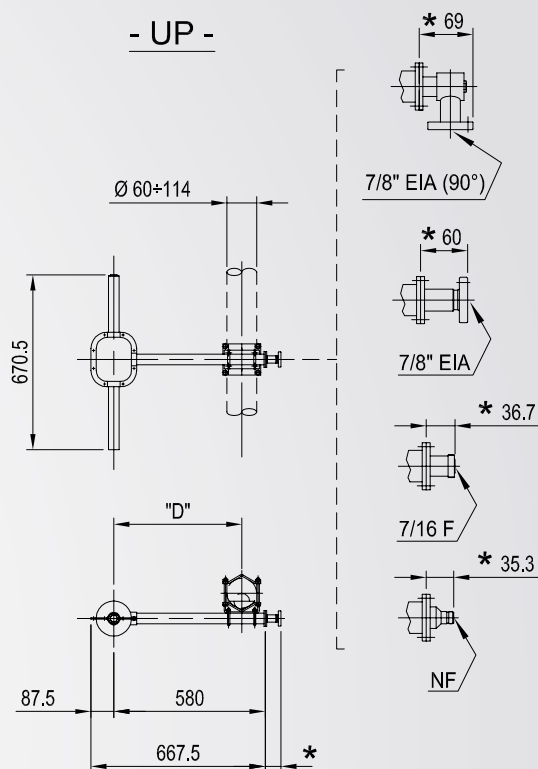
### MECHANICAL DATA

HEIGHT OF ARRAY	Subject to number of bays
TOTAL NET WEIGHT	Refer to table
WIND LOAD	Refer to table
PRESSURIZABLE	Yes
RADOME COLOUR	Grey (standard)
MOUNTING HARDWARE	One clamp for pole, supplied

### TECHNICAL DATA

NUMBER OF BAYS	PANELS PER BAY	GAIN (1)	GAIN (1)	WEIGHT (2)	ANTENNA HEIGHT L (m)	WIND LOAD (3)
2	1	5	3.16	22	1.97	0.26
4	1	8	6.31	44	4.57	0.52
6	1	9.8	9.55	66	7.17	0.78
8	1	11	12.59	88	9.77	1.04
12	1	12.8	19.05	132	14.97	1.56

(1) referred to half wave dipole. Losses of power distribution network not included.  
 (2) without mounting hardware.  
 (3) v= 150 km/h



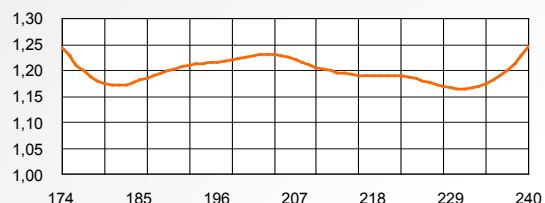
# 3VTV-11

## VHF (BIII) / DAB DIPOLE ANTENNA

### 3VTV-11/G



VSWR

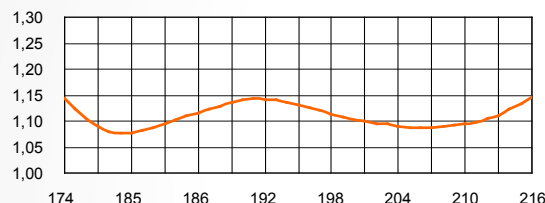


FREQ. (MHz)

### 3VTV-11/E




VSWR

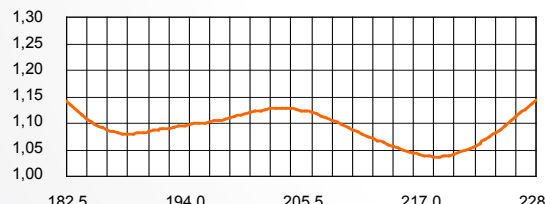


FREQ. (MHz)

### 3VTV-11/F



VSWR

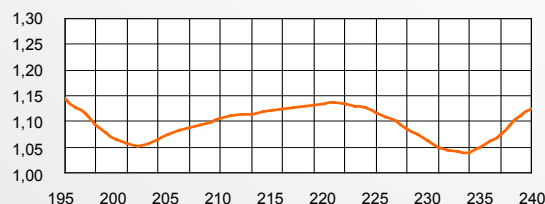


FREQ. (MHz)

### 3VTV-11/C



VSWR



FREQ. (MHz)